

SciENcv: NIH Biographical Sketch Resource Guide

Office of the Vice Chancellor for Research and Innovation

Office of Proposal Development

Contents

What is SciENcv?	3
SciENcv intergration with other profiles.....	3
Navigating SciENcv	4
Logging In	4
Linking profiles	5
Linking ORCID profile	6
Link ORCID with eRA Commons profile	7
Troubleshooting Linking Profile	8
Adding a delegate.....	9
SciENcv Documents.....	10
How to fill out NIH Biographical Sketch Common Form and Supplement.....	11
NIH Biographical Sketch Common Form.....	12
Identifying Information, Organization and Location.....	13
A) Professional Preparation.....	14
B) Appointments and Positions.....	16
C) Products.....	18
NIH Biographical Sketch Supplement	21
A) Personal Statement	21
B) Honors	22
C) Contributions to Science	23
Certification.....	24
Privacy Act and Burden Statement	25
Download the Pdf	25
Technical Assistance	25
Additional Resources.....	25

What is SciENcv?

SciENcv, short for **Science Experts Network Curriculum Vitae**, is an electronic system provided by the National Library of Medicine (NLM). It serves as a platform to assist researchers in organizing and presenting their professional information for participation in federally funded research projects.

SciENcv enables researchers to gather and compile details about their expertise, educational background, employment history, and professional accomplishments. By using the system, researchers can create biosketches, required to be submitted with grant applications and annual reports.

SciENcv can create biosketches for - **NIH Biographical Sketch, NIH Current and Pending (Other) Support, NSF Biographical Sketch, NSF Current and Pending (Other) Support, and/or IES Biosketch.**

Instead of requiring all users to change to the use of Common Forms for Biographical Sketch and Current and Pending (Other) Support and the NIH Biographical Sketch Supplement by January 25, 2026, NIH will extend the [leniency period](#) through May 2026.

SciENcv intergration with other profiles

SciENcv can integrate with several profiles and platforms, allowing researchers to import relevant information and streamline the process of creating and maintaining their professional profiles. Some of the integrations available in SciENcv include:

1. **ORCID:** ORCID (Open Researcher and Contributor ID) is an unique identifier that researchers can use to distinguish themselves in the academic and scientific community. Integration with ORCID allows researchers to import their ORCID profile data, including publications, grants, education, and employment history. *You **must** link your SciENcv with ORCID ID.*
2. **eRA Commons:** Researchers can link their eRA Commons account to import grant information, such as funding history and associated publications. *You **must** link your SciENcv with eRA Commons AND your ORCID ID with eRA Commons.*
3. **My Bibliography (NCBI):** Integration with My Bibliography enables researchers to import their publication records from My Bibliography, a system provided by the National Center for Biotechnology Information (NCBI).
4. **PubMed:** Researchers can link their PubMed account to import their publications directly into their SciENcv profile.

For this guide we will focus on integration with ORCID. Please get your ORCID iD ([ORCID](#)) if you do not already have it, and check out this [NCBI tutorial](#) to integrate your SciENcv with ORCID.

Navigating SciENcv

Logging In

To log into SciENcv, follow these steps:

1. Visit the SciENcv website.
You can access it by going to: <https://www.ncbi.nlm.nih.gov/sciencv/>
2. On the SciENcv homepage, click on the "Log In" button located at the top right corner of the page.
3. You will be redirected to the Login page. If you already have an account with one of the supported login providers, such as eRA Commons, ORCID, Google, or My NCBI, you can select the corresponding login option and proceed with logging in using your existing credentials.
4. If you don't have an account with any of the supported login providers, you can create a new account by selecting the "more login options". Type "Urbana-Champaign" in the search bar and select "University of Illinois Urbana-Champaign" and login with your NetID and password.
5. Once you have successfully logged in, you will be directed to the SciENcv dashboard, where you can start building and managing your professional profile.

NIH National Library of Medicine
National Center for Biotechnology Information

Log in

SciENcv: Science Experts Network Curriculum Vitae
A researcher profile system for all individuals who apply for, receive or are associated with research investments from federal agencies. SciENcv is available in My NCBI.

About SciENcv
[Background Information](#)
[Help Documentation](#)

Developer Tools
[Data Documentation](#)
[Data Schemas](#)

Log in

eRA Commons National Science Foundation

More Options

[Forgot your username/password?](#)

You are here: MyNCBI > SciENcv > SciENcv: Science Experts Network Curriculum Vitae Support Center

FOLLOW NCBI

Log in

eRA Commons

Google Account

ORCID

Login.gov

Microsoft

NIH Account

NCBI Account

more login options

New here? [Sign up](#)

Linking profiles

Once you are logged into SciENCv, the main page will look like this. If you already have an account and previous SciENCv documents, you will see them on the dashboard after logging in.

[MY NCBI](#) > SCIENCv

SciENCv

Helpful Links

[About SciENCv](#)

[How to Use SciENCv](#)

My Profile

Name: Jane Doe
Title/Department: Professor
University of Illinois Urbana-Champaign
Urbana, Illinois, United States

My Documents

[+ NEW DOCUMENT](#)

Last Updated ↓	Title	Format	Delete
1/26/26	NSF Current and Pending	NSF Current and Pending (Other) Support	
1/26/26	NSF Biographical Sketch	NSF Biographical Sketch	
1/21/26	NIH Biographical sketch	NIH Biographical Sketch Common Form	
1/21/26	NIH Current and Pending	NIH Current and Pending (Other) Support Common Form	

Linking ORCID profile

Applicants are **required** to have an [ORCID ID](#) and [link](#) it with their eRA Commons profiles. Click on “Edit” next to your profile to link your ORCID ID (or NSF ID).

Edit Mini Profile ✕

This profile is a quick way to tell people who you are. It will be treated as public information and may also appear in other places.

Required Information

*** required field**

First Name: *

Last Name: *


Name displayed as:

Add credentials, if desired. E.g., Jack Doe, PhD

Title / Department:

Institution / Company:

Optional Information

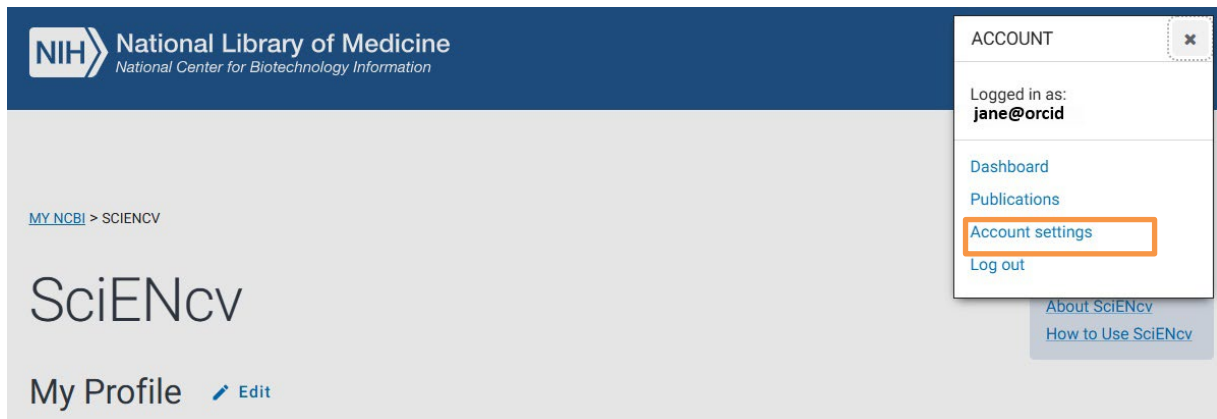
ORCID ID: [Add your ORCID ID to this profile?](#) 

NSF ID: [Add your NSF ID to this profile?](#)

Link ORCID with eRA Commons profile

Follow the [instructions](#) to link your eRA Commons personal profile with ORCID.

To link your eRA Commons Personal Profile with SciENcv, click on your profile at the top right corner and go to “Account settings”.



Scroll down to **Linked Accounts** and click “Add account”.

Search for eRA Commons in the pop-up window. You will be directed to eRA Commons sign in page. Sign in with your credentials to link your eRA Commons profile with SciENcv.

Link a new 3rd-party account

Search for the account name or click on a link below to connect your My NCBI account to one of these partner organizations. Please note, you can only link one account per third-party partner.

Available 3rd-party partners

- [Equality Challenge Unit, United Kingdom](#)
- [eRA Commons](#)
- [Erasmus MC, Netherlands](#)
- [Erasmus University Rotterdam](#)
- [ErasmusMans, Portugal](#)
- [Erciyes University, Turkey](#)
- [Erhvervsakademi MidtVest, Denmark](#)

[Cancel](#)

Sign in

Smart Card Login


Insert your PIV card into your smart card reader or sign in using your mobile PIV-D credentials.


[Sign in](#)


PIV-Exempt? Not a PIV Card Holder? Sign in using your account credentials:

Username	Password	Forgot Password?
<input type="text"/>	<input type="password"/>	Sign in

or

 NIH Staff

 Research Organization

 Login.gov

[Trouble signing in?](#)

Troubleshooting Linking Profile

Duplicate accounts for SciENcv, ORDIC or eRA Commons can prevent linking any of the accounts. To resolve this issue, you must contact NIH Help Desk. Help Desk can merge the accounts together. This issue can't be resolved on your own without Help Desk. NIH Help Desk is available 7:30 AM – 5:30 PM Eastern Time, Monday through Friday except for federal holidays.

- Email the NIH Help Desk: NLMSciencv@mail.nih.gov
- Create a ticket: <https://support.nlm.nih.gov/support/create-case/>

Adding a delegate

On your account page, if you scroll down, you will find the Delegates option. Click on “Add delegate” and type in their email address to give them access to your SciENcv profile.

Delegates

You can add delegates to help you manage your bibliography and/or SciENcv profiles.

[Add delegate](#)

API Key Management


E-utils users are allowed 3 requests/second without an API key. Create an API key to increase your e-utils limit to 10 requests/second. Contact our [helpdesk](#) if you need higher throughput. Only one API Key per user. Replacing or deleting will inactivate the current key. Use this key by passing it with `api_key=API_key` parameter. Refer to [documentation](#) for more information.

[Create API Key](#)

✕

Add a Delegate

Enter the delegate's email address



What will happen:

- Your delegate will receive an e-mail notifying them of access.
- Your delegate will click a link in the e-mail to activate access.
- If your delegate does not have a My NCBI account, they will be invited to register.

[Save](#) [Cancel](#)

SciENcv Documents

In the SciENcv documents section you will have the opportunity to “Edit” existing documents or “New Document”. Click on “New Document” and enter the Document name, type, choose data source. Click on “Create”.

My Documents



Last Updated ↓	Title	Format	Delete
1/26/26	NSF Current and Pending	NSF Current and Pending (Other) Support	
1/26/26	NSF Biographical Sketch	NSF Biographical Sketch	

Create a New Document

Asterisks () indicate required fields.*

Document Name *

Document type *

Data source *

Use an external source

Use an existing document in SciENcv

Start with a blank document

For this guide we will be looking at an NIH Biographical Sketch Common Form.

How to fill out NIH Biographical Sketch Common Form and Supplement

You must complete two sections for NIH Biographical Sketch:

- NIH [Biographical Sketch Common Form](#) (see [full instructions](#) on how to fill it out)
- NIH [Biographical Sketch Supplement](#) information (see [full instructions](#) on how to fill it out)

The Biographical Sketch Common Form and NIH Biographical Sketch Supplement are two separate forms but are completed and certified together in a single user interface in SciENCv that will produce a single PDF document.

An **NIH Biographical Sketch Common Form** is comprised of the following sections:

- [Identifying Information, Organization and Location.](#)
 - A) [Professional Preparation](#)
 - B) [Appointments and Positions](#)
 - C) [Products](#)

NIH Biographical Sketch Supplement

- A) [Personal Statement](#)
- B) [Honors](#)
- C) [Contributions to Science](#)
- D) [Certification](#)
- D) [Privacy Act and Burden Statement](#)

NIH Biographical Sketch Common Form

Once you create a new NIH Biographical Sketch, the first thing you will see is on the top of the page are Information on **NSPM-33 Disclosure Requirements, Reminder about not including Personal Information** and a link to [Biographical sketch instructions](#).

It is important to read through all instructions. For NIH, there is no page limit for the Biographical Sketch Common Form.

[MY NCBI](#) > [SCIENCV](#) > NIH BIOSKETCH 1

NIH Biographical Sketch Common Form

[VIEW DRAFT](#)

This Biographical Sketch Common Form provides instructions for submission of a biographical sketch by each individual identified as a [senior/key person](#) on a Federally funded research project. For NIH, these instructions also apply to all other individuals required to submit a biographical sketch. The biographical sketch is used to assess how well qualified the individual, team, or organization is to conduct the proposed activities.

[Information on NSPM-33 Disclosure Requirements:](#) ^

Consistent with NSPM-33, individuals are required to disclose contracts associated with participation in programs sponsored by foreign governments, instrumentalities, or entities, [including foreign government-sponsored talent recruitment programs](#). Further, if individuals receive direct or indirect support that is funded by a foreign government-sponsored talent recruitment program, even where the support is provided through an intermediary and does not require membership in the foreign government-sponsored talent recruitment program, that support must be disclosed. Individuals must also report other foreign government sponsored or affiliated activities. In accordance with 42 USC § 19232, individuals are prohibited from being a party in a [malign foreign talent recruitment program](#).

A table entitled, [NSPM-33 Implementation Guidance Pre- and Post-award Disclosures Relating to the Biographical Sketch and Current and Pending \(Other\) Support](#) has been created to provide helpful reference information regarding pre-award and post-award disclosures. The table includes the types of activities to be reported, where such activities must be reported in the application, as well as when updates are required in the application and award lifecycle. A final column identifies activities that are not required to be reported.

[Reminder about not including Personal Information:](#) ^

Individuals are reminded **not to submit any personal information in the biographical sketch**. This includes items such as: home address; home telephone, fax, or cell phone numbers; home e-mail address; driver's license number; marital status; personal hobbies; and the like. Such personal information is not appropriate for the biographical sketch and is not relevant to the merits of the proposal. The Federal research funding agency is not responsible or in any way liable for the release of such material.

The format of the Biographical Sketch Common Form is provided below. For NIH, there is no page limit for the Biographical Sketch Common Form.

[Biographical sketch instructions](#)

Identifying Information, Organization and Location

Required section

In the first step, you are required to provide your Name, Position Title and Persistent Identifier (PID) – this is your ORCID ID. Click on the “Add information”.

- **Name:** Last Name, First Name, and Middle Name
- **Position Title:** Enter the current position title
- **PID:** For NIH, the PID used must be an Open Researcher and Contributor ID (ORCID) ID and must be linked to the individuals’ eRA Commons Personal Profile. The ORCID ID will be auto populated if you have previously linked it to your NCBI profile.

Identifying Information, Organization and Location *

In this section, disclose the information requested regarding the individual and their associated organization and location. All fields are required unless otherwise noted.

ADD INFORMATION

Identifying Information, Organization and Location

Asterisks (*) indicate required fields.

Document Name *	
NIH Biographical sketch	
First Name *	Middle Name
Jane	
Last Name *	
Doe	
Position Title *	
Professor	
Name of Primary Organization *	
University of Illinois Urbana-Champaign	
City *	
Urbana	
Country *	State/Province *
United States	Illinois
Start Year *	End Year
2020	yyyy
Leave blank for present	

[Click here to link your ORCID ID](#)

CANCEL  SAVE

A) Professional Preparation

To add professional preparation, click on “Add Professional Preparation”. You can choose degree for BS, MS or PhD. You can choose Training for Postdoctoral or fellowship.

A list of the senior/key person’s professional preparation (e.g., education and training), listed in reverse chronological order by start date. Include all postdoctoral and fellowship training, as applicable, listing each separately. Also include the baccalaureate degree or other initial professional education.

ADD PROFESSIONAL PREPARATION

Add the relevant information pertaining to the degree/training and click on “Save” or “Save & add another entry.”

Add Professional Preparation

Asterisks () indicate required fields.*

Type Degree Training

Organization *

City *

Country *
United States

State/Province *

Degree *






Field of Study *

Start Date *
mm/yyyy

End Date *
mm/yyyy

CANCEL **SAVE & ADD ANOTHER ENTRY** **SAVE**

Once you add all the information, your professional preparation will be listed in reverse chronological order. You can edit or delete each entry.

Organization	Location	Degree (if applicable)	Receipt Date	Field of Study	Edit	Delete
University of California, Berkeley	Berkeley, Illinois	Postdoctoral Fellow	May 2010	Organic Chemistry		
University of Illinois Urbana-Champaign	Urbana, Illinois	Doctor of Philosophy	May 2007	Chemistry		
Northwestern University	Evanston, Illinois	Master of Science	May 1999	Chemistry		
University of Illinois Urbana-Champaign	Urbana, Illinois	Bachelor of Science	May 1997	Chemistry		

B) Appointments and Positions

A list, in reverse chronological order by start date, of all the senior/key person's [academic](#), [professional](#), or [institutional](#) appointments and positions, beginning with the current appointment (including the associated organization and location). Appointments and positions include any titled academic, professional, or institutional position whether or not remuneration is received, and whether full-time, part-time, or voluntary (including adjunct, visiting, or honorary).

Senior/key personnel must only identify all domestic and foreign professional appointments and positions outside of the primary organization for a period up to three years from the date the applicant submits the proposal to the agency for funding consideration.

[+ ADD APPOINTMENT/POSITION](#)

Date	Current	Title	Organization/Department	Location	Edit	Delete
2020 - Present	Yes	Professor	University of Illinois Urbana-Champaign	Urbana, Illinois		

Information from **Identifying Information, Organization and Location** will be used to auto fill your primary appointment (current).

You can add more appointments by click on “Add appointment/position”. Do not check the “Primary appointment or position” box if it is not a current position.

Appointments and positions include any titled academic, professional, or institutional position whether or not remuneration is received, and whether full-time, part-time, or voluntary (including adjunct, visiting, or honorary).

You will need to identify **all domestic and foreign professional appointments and positions outside of the primary organization** for a period of up to three years from the date of proposal submission.

Add Appointment/Position

Asterisks () indicate required fields.*

Primary appointment or position

Note: Only one can be marked as primary.

Appointment or Position Title *

Name of Organization/Department (if applicable) *

City *

Country *
United States

State/Province *

Start Date *
yyyy

End Date
yyyy

Leave blank for present

CANCEL SAVE & ADD ANOTHER ENTRY SAVE

Once all the entries are added it will be listed in a reverse chronological order.

Date	Current	Title	Organization/Department	Location	Edit	Delete
2020 - Present	Yes	Professor	University of Illinois Urbana-Champaign	Urbana, Illinois		
2014 - 2020	No	Associate Professor	University of Illinois Urbana-Champaign	Urbana, Illinois		
2007 - 2014	No	Assistant Professor	University of Illinois Urbana-Champaign	Urbana, Illinois		

C) Products

Provide a list of: (i) up to five products closely related to the proposed project; and (ii) up to five other significant products that highlight the senior/key person's Contributions to Science. The NIH Biographical Sketch Supplement will provide the opportunity to describe these contributions in more depth while referencing the other significant products cited in this section.

It is up to the individual to determine how to best organize this listing to demonstrate their ability to carry out the project. Acceptable products must be citable and accessible including but not limited to:

[What are acceptable products?](#) ^

- publications, conference papers, and presentations;
- website(s) or other Internet site(s);
- technologies or techniques;
- inventions, patents, patent applications, and/or licenses; and
- other products, such as data, databases, or datasets, physical collections, audio or video products, software, models, educational aids or curricula, instruments or equipment, research material, interventions (e.g., clinical or educational), or new business creation.

Each product must follow the [NIH Policy on Use of Hypertext in NIH Grant Applications](#) and include full citation information:

[What is included in a full product citation?](#) ^

- names of authors;
- product title;
- date of publication or release;
- website URL;
- other persistent identifier (if available); and
- other relevant citation information (e.g., in the case of publications, title of enclosing work such as journal or book, volume, issue, pages).
- If any of the items specified above is not applicable, enter N/A

Senior/key persons who wish to include publications in the products section of the biographical sketch that include multiple authors may, at their discretion, choose to list one or more of the authors and then "et al" in lieu of including the complete listing of authors' names.

Read carefully what are considered acceptable products. You can add a total of 10 products.

Provide a list of:

- up to five products closely related to the proposed project; and
- up to five other significant products that highlight the senior/key person's Contributions to Science.

Products closely related to the project

Click on "Select Related Products". This will take you to 'My bibliography'.

Products Closely Related to the Proposed Project *

Select up to 5 products

SELECT RELATED PRODUCTS

Click “Add Product” to search it in PubMed.

Alternatively, you can import it from ORCID. You can click on the ORCID tab and select the citations (Note: account must be linked to ORCID).

My Bibliography ORCID

0 citations Search citations Sort by: Publication Date ADD PRODUCT MANAGE MY BIBLIOGRAPHY

There are no citations in your My Bibliography. Please add citations to continue.

0 products saved CONTINUE

For journal articles or some products (e.g. patents, software etc.) that do not appear on PubMed, fill in the information manually. To do this, go to “Manage My Bibliography” and then click “Add citations”.

Add citation manually

Choose the type of citation to create:

Journal article that does not appear in PubMed

* Required field Clear all fields

Title Article title

Author First Name MI Last Name

Add Another Author

Journal

Publication Date Forthcoming

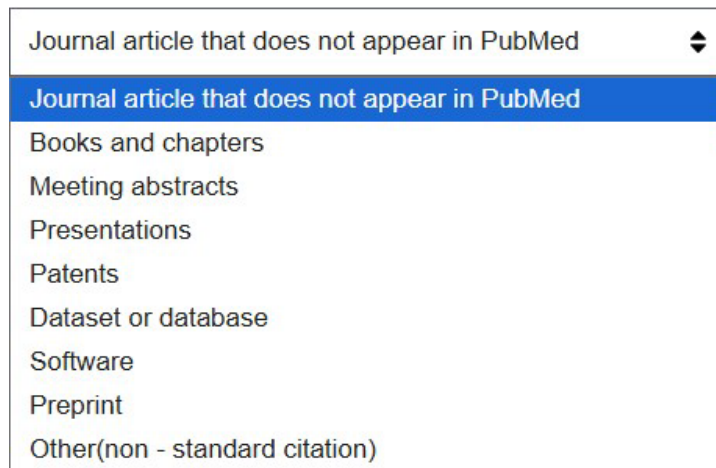
Volume Issue Page

URL

Unique ID Type PMID

Add Citation Cancel

Be sure to choose the citation type from the drop-down box.



If you are unable to see all publications, go to "Manage my Bibliography" and make sure the citation is on that list without any flags. Once you corrected the error, log out and log in to SciENcv to see the full list of publications.

Significant Products highlighting contributions to science

Similarly, add five other significant products that highlight your Contributions to Science. Like above, add products either from PubMed, ORCID, manually or by uploading a file.

Other Significant Products Highlighting Contributions to Science *

Select up to 5 products

[SELECT OTHER PRODUCTS](#)

NIH Biographical Sketch Supplement

Next, complete the sections for the supplement.

NIH Biographical Sketch Supplement

This NIH Biographical Sketch Supplement provides instructions for submission by each individual identified as a [senior/key person](#) on a Federally funded research project submitting a Biographical Sketch Common Form. For NIH, these instructions also apply to all other individuals required to submit a biographical sketch.

This format page should be appended to the respective Biographical Sketch Common Form of each individual submitting a biographical sketch for NIH. The format of the NIH Biographical Sketch Supplement is provided below.

Asterisks () indicate required sections or fields.*

A) Personal Statement

Add a personal statement of 3,500 characters and click “Save”.

Briefly describe why you are well-suited for your role(s) in this project. Relevant factors may include: aspects of your training; your previous experimental work on this specific topic or related topics; your technical expertise; your collaborators or scientific environment; and/or your past performance in this or related fields, including ongoing and completed research projects from the past three years that you want to highlight.

[Note the following additional instructions for ALL applicants/candidates:](#) ^

- If you wish to explain factors that affected your past productivity, such as family care responsibilities, illness, disability, or military service, you may address them in this section.
- Indicate whether you have published or created research products under another name.

[Note the following instructions for specific subsets of applicants/candidates:](#) ^

- For institutional research training, institutional career development, or research education grant applications, faculty who are not senior/key persons are encouraged, but not required, to complete the Personal Statement section of the NIH Biographical Sketch Supplement. Please enter N/A in the text field if no Personal Statement will be provided.
- Applicants for dissertation research awards (e.g., R36) should, in addition to addressing the points noted above, also include a description of their career goals, their intended career trajectory, and their interest in the specific areas of research designated in the NOFO.

The Personal Statement is limited to 3,500 characters.

ADD PERSONAL STATEMENT

B) Honors

List any relevant academic and professional achievements and honors. Click on “Add honor” and list the name of the honor, organization and year. Click “Save” or “Save & Add another”. This section is only limited to 15 honors.

List any relevant academic and professional achievements and honors. In particular:

- Students, postdoctorates, and junior faculty should include scholarships, traineeships, fellowships, and development awards, as applicable.
- Clinicians should include information on any clinical licensures and specialty board certifications that they have achieved.

The Honors Section is limited to no more than 15 entries.

ADD HONOR

Add Honor

Asterisks () indicate required fields.*

Honor *

Name of Organization *

Year * End Year

Optional, for date range

CANCEL **SAVE & ADD ANOTHER** **SAVE**

Once you add all the information, your honors will be listed in reverse chronological order. You can edit or delete each entry.

Date	Honor	Organization	Edit	Delete
2016	List of Teachers Ranked as Excellent	University of Illinois Urbana-Champaign		
2010	NSF CAREER Award	National Science Foundation		
2009	Camille Dreyfus Teacher-Scholar Award	The Camille and Henry Dreyfus Foundation		

C) Contributions to Science

Briefly describe **up to five** of your most significant contributions to science.

Each contribution can be described in up to 2,000 characters. Include the following:

- The historical background that frames the scientific problem
- The central finding(s)
- The influence of the finding(s) on the progress of science or the application of those finding(s) to health or technology
- Your specific role in the described work.

Other consideration:

- Figures, tables, or graphics are not allowed.
- Do not provide citations.
- If you are referencing any or all the five products listed in the Other Significant Products section of your Biographical Sketch Common Form, refer them by title, use the author's last name, publication, and/or year of publication.

All senior/key persons should complete the "Contributions to Science" section. Please enter N/A in the text field if no Contributions to Science will be provided.

Briefly describe up to five of your most significant contributions to science. While all applicants may describe up to five contributions, graduate students and postdoctorates may wish to consider highlighting two or three they consider most significant.

For each contribution, indicate the following:



- the historical background that frames the scientific problem;
- the central finding(s);
- the influence of the finding(s) on the progress of science or the application of those finding(s) to health or technology; and
- your specific role in the described work.
- Figures, tables, or graphics are not allowed.

You may reference up to five products listed in the Other Significant Products section of your Biographical Sketch Common Form that are relevant to the contributions described in this section. There is no specific format for referencing the products in this section, however, it is recommended to refer to the title, use the author's last name, publication, and/or year of publication for ease of reference. Do not provide citations on the NIH Biographical Sketch Supplement.

Descriptions of contributions may include a mention of research products under development, such as manuscripts that have not yet been accepted for publication. These contributions do not have to be related to the project proposed in this application.

Each Contribution to Science is limited to 2,000 characters.

ADD CONTRIBUTION TO SCIENCE

Certification

Research Security Training

Make sure you have completed the Research Security Training **prior** to proposal submission. You can complete either the Illinois provided training online, or the NSF one. NSF provided training is much longer than that from Illinois. Once completed, download the PDF of RST completion certificate.

[Complete Research Security Training here](#)

Follow the [instructions](#) on how to complete RST verification.

Certify

Once you have completed all the sections, you will be able to download the pdf and certify.

Click on “Download Pdf”, read the statement carefully, and click “Certify”. You will need to certify the following statement:

Certification

[VIEW DRAFT](#)

 [DOWNLOAD PDF](#)

Each senior/key person is required to complete the following certifications regarding the information provided in their Biographical Sketch:

I certify that the information provided is current, accurate, and complete. This includes but is not limited to information related to domestic and foreign appointments and positions.

I also certify that, at the time of submission, I am not a party to a [malign foreign talent recruitment program](#).

Misrepresentations and/or omissions may be subject to prosecution and liability pursuant to, but not limited to, 18 U.S.C. §§ 287, 1001, 1031 and 31 U.S.C. §§ 3729-3733 and 3802.

To be acceptable to the Federal research funding agency, the date of the signature must be within the past 12 months from when the document is submitted to the Federal research funding agency.

Certification

I certify that the information provided is current, accurate, and complete. This includes but is not limited to information related to domestic and foreign appointments and positions.

I also certify that, at the time of submission, I am not a party to a [malign foreign talent recruitment program](#).

Misrepresentations and/or omissions may be subject to prosecution and liability pursuant to, but not limited to, 18 U.S.C. §§ 287, 1001, 1031 and 31 U.S.C. §§ 3729-3733 and 3802.

To be acceptable to the Federal research funding agency, the date of the signature must be within the past 12 months from when the document is submitted to the Federal research funding agency.

[CANCEL](#)

[CERTIFY](#)

Privacy Act and Burden Statement

A privacy act statement will appear on the NIH Biographical Sketch Form. No action needed.

Public reporting burden for this collection of information is estimated to average two hours per response, including the time for reviewing instructions, searching existing data sources, gathering and maintaining the data needed, and completing and reviewing the collection of information. **An agency may not conduct or sponsor, and a person is not required to respond to, a collection of information unless it displays a currently valid OMB control number.** Send comments regarding this burden estimate or any other aspect of this collection of information, including suggestions for reducing this burden, to:

NIH, Project Clearance Branch
ATTN: PRA (3145-0279, 0925-0001, 0925-0002)
6705 Rockledge Drive, MSC 7974
Bethesda, MD 20892-7974

Do not return the completed form to this address.

Download the Pdf

If you are unable to download the final Pdf, check for pop-up blocker and allow pop-ups. Once the PDF is downloaded, a generated PDF file can only be renamed. No other changes are allowed.

Technical Assistance

For NIH SciENcv technical questions or immediate assistance, please contact the NIH Help Desk (7:30 AM – 5:30 PM Eastern Time, Monday through Friday except for federal holidays):

- Email the NIH Help Desk: NLMSciencv@mail.nih.gov
- Create a ticket: <https://support.nlm.nih.gov/support/create-case/>

Additional Resources

1. [NIH: Biographical Sketch Common Form](#)
2. [NIH: Biographical Sketch Supplement](#)
3. [Integrating ORCID with eRA Commons](#)
4. [SciENcv: Integrating with ORCID](#)
5. [SciENcv Help Manual](#)
6. [SciENcv FAQs](#)